

ORDER PICKER

narrow aisle



Operating Comfort and ergonomics

INNOVATIVE • ECONOMICAL • RELIABLE

Innovative engineering must incorporate creative design with functionality and maintenance. On the one hand, the vehicles must meet rigorous industrial standards, while on the other they must be flexible enough to meet the space and material transport requirements of the individual customer. Introducing the compact, powerful, maneuverable – and above all adaptable EV series of Order Selectors.


The rugged and powerful vehicles are designed for efficient ergonomic order picking at heights up to 440". The perfect solution for individual article order selection. Thanks to a thorough design concept and modular engineering, the adaptation to customer specific transport needs are made simple. The well designed options include items such as battery roll out conveyor - to suit overhead battery exchange, walk thru auxiliary mast (maintaining operator safety with the enclosed cab concept). Dual cab controls featuring all ~AC electronic controls and electrical steering with optional integrated wire guidance. An ergonomically designed vehicle fitted with a spacious operator cabin is built for peak and enduring performance. Cutting edge technology keeps the EV operating at peak performance with minimum maintenance costs. Many different operator style consoles and cabins are available to suit the application.




Allow us to Compare!

**AND PROVIDE A CUSTOM
SOLUTION FOR YOUR
APPLICATION !**

OPTIMUM PROTECTION AND ACCESSIBILITY



Controls can be accessed without truck specific tools or software. All models have the same electronic components and interface points achieving exceptional parts interchangeability for best possible parts and service support. The open design allows for customizing and upgrades – even years after the vehicles have been in operation.



Accessible Motor Compartment

Thick steel doors protect vital components and your investment.



Ergonomic and Comfortable

COMFORTABLE • SAFE • EFFICIENT



A comfortable and safe work environment enhances operator efficiency. The spacious cabin, carpet covered walls, thick cushioned floor, and built-in document / tool holders provide the basics and also allow for a large range of movement for the order picking process. The ergonomically designed grip control provides an optimum support when accelerating or decelerating. Lift functions are controlled with an independent and easy to operate joystick. Dual control option allows the operator to face the direction of travel and avoid repetitive body movement. The enclosed secure cabin protects the operator from harm. A wide variety of cabin features are available on the EV series.

A large rear cabin window and angled motor compartment give an operator excellent visibility.





When compared to other order picking forklifts the EV excels. Compare our features and vehicle capabilities. The EV series is based on a robust chassis, with large load wheels. The proven three wheel counter-balanced technology is not susceptible to uneven floors. The over dimensioned strong torsion resistant mast is more than capable of providing a stable platform. The vehicle is standardly equipped with slack lift chain sensors, hose rupture valves in the lift cylinders and an additional unloaded safety lift chain. Electronic options include our 4th generation ~AC controllers that feature brushless technology for hydraulic, travel and steer motors. Electronic steering provides automatic straight wheel in a rail guided aisle application. The integrated wire guidance feature is available for the inductive wire path option.

Computer optimized for maximum productivity

STRONG • LIGHT WEIGHT • ECONOMICAL




Mast Construction:

The patented design provides for maximum stability while maintaining lower production weights. This allows greater lift heights and higher performance, while minimizing energy consumption. The specially designed stronger yet lighter weight mast ensures that the trucks center of gravity remains low for better stability. Two stage and three stage masts both provide excellent visibility through the unique bracing system. The three stage mast is also available with or without a full free lift option.



SPECIFIC SOLUTIONS FOR DIFFERENT LOAD HANDLING REQUIREMENTS



The EV cab is designed to take the load, it supports a wide variety of flexible attachments. Styles include designs for very heavy duty applications – including very long, wide or heavy loads. We offer vehicles that are built to suit your application. Eg. an upender and table roller conveyor for textile handling - multiple tiered die handling (auxiliary mast matches the supporting shelf height) - auxiliary forks with enclosed cab - auxiliary lift with walk-thru gates and many more options

The EV series trucks

are designed to suit the individual application

COMPACT • WIDE • NARROW • HIGH

For additional information:

Professional Materials Handling

407.677.0040 or

email: info@pmh-co.com



The EV series trucks maximize your storage by providing chassis and attachments specifically built to fill your needs. Short, long, wide, or narrow frames to match your load and aisle requirements. Cabins and chassis are built to exact specifications – so that the best possible space utilization is achieved.


Dual Load Wheel option available to lessen floor pressure and provide a smoother ride.




SAFE GUIDANCE OPTIONS FOR HIGH SPEED OPERATION

RAIL GUIDANCE • WIRE GUIDANCE

Both rail and wire guidance systems are proven tracking methods for narrow aisle vehicles. The application normally determines the guidance method.



Rail guidance for top speeds in the smallest aisles



A wire guided truck does not require the use of guide rails and provides a clear aisle with floor placement of loads



Professional Materials Handling Co., Inc.
6932 Hanging Moss Road - Orlando, FL 32807
www.steinbock.com

NARROW AISLE TRUCK

for every application

